

Nautilus,  
Design by Andrea Tosetto

Model Nautilus Mini

Strong design and leading-edge technology come together in this family of lamps characterised by a convex lens that projects the LED light wherever its needed or most preferred, for a truly efficient and personalised result. Versatile and dynamic, either on the *wall* or *ceiling* in a variety of versions and finishes, *Nautilus* lamps satisfy a full range of lighting needs, whether functional or purely decorative, in both residential and professional contexts.



Nautilus Mini	Light source	Structure	Code 2700 K	Code 3000 K
<p>11.9 cm 4.68"</p> <p>355°</p> <p>Ø 8.1 cm Ø 3.18"</p> <p>Ø 8.5 cm Ø 3.34"</p>	LED 2700 K 2 x 6 W / 950 lm 220–240 V CRI 90 MacAdam 3–Step	Matte White – 9010 Matte Black – 9005 Matte Champagne	16551 1027	16551 1030
	LED 3000 K 2 x 6 W / 1030 lm 220–240 V CRI 90 MacAdam 3–Step	or 		16551 2027
	LED included		16551 4527	16551 4530

Net weight: 0.75 kg

Parcels: 1



IP20

Energy Saving

Dim Triac

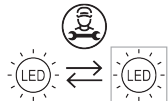


Energy efficiency class



Ecodesign Regulation

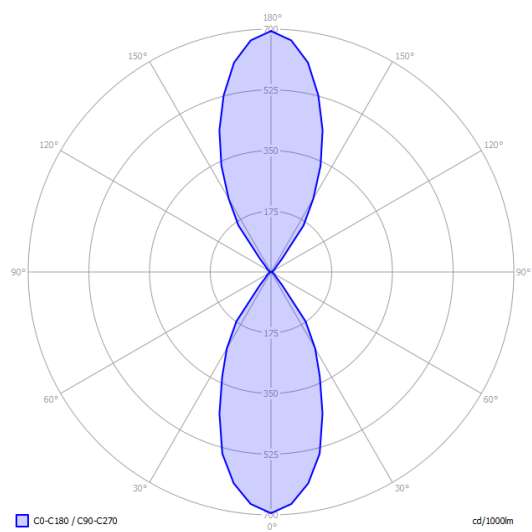
The LED-only light source contained in this fixture must only be replaced by the manufacturer, its support service or similarly qualified personnel.



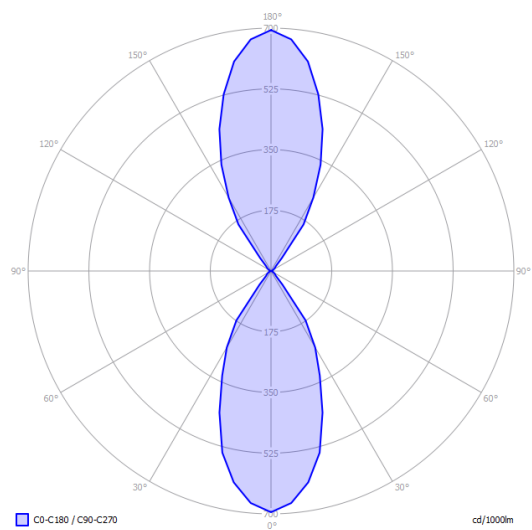
## Nautilus Mini

LED  
2700 K  
2 × 6 W / 950 lm  
220–240 V  
CRI 90  
MacAdam 3–Step

## Photometric data



LED  
3000 K  
2 × 6 W / 1030 lm  
220–240 V  
CRI 90  
MacAdam 3–Step



## Options of Nautilus



Nautilus