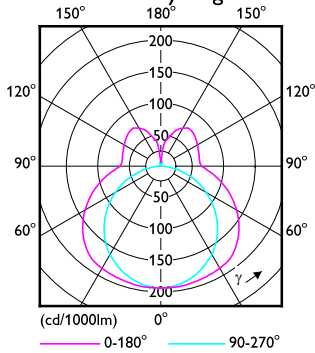


**1 x PLL 8W 3000K 9290035922**

1 x 960 lm

**Polar intensity diagram**

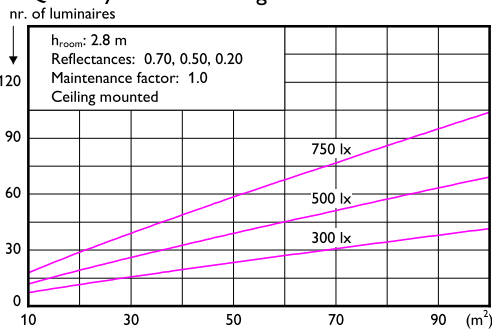


Light output ratio 0.95  
 Service upward 0.25  
 Service downward 0.70

CIE flux code 39 69 89 74 95

UGRcen (4Hx8H, 0.25H) 27

**Quantity estimation diagram**

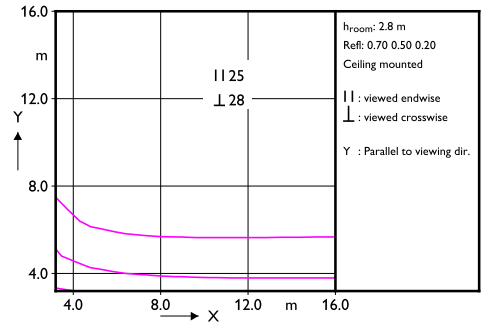


**Utilisation factor table**

Room Index k	Reflectances (%) for ceiling, walls and working plane (CIE)												
	0.80			0.70			0.50			0.30			0.00
	0.80	0.80	0.70	0.70	0.70	0.50	0.50	0.30	0.30	0.30	0.10	0.00	
0.30	0.10	0.30	0.20	0.10	0.10	0.10	0.10	0.10	0.10	0.10	0.10	0.00	
0.60	0.39	0.37	0.37	0.37	0.36	0.29	0.27	0.23	0.25	0.21	0.18	0.18	
0.80	0.49	0.46	0.46	0.45	0.44	0.37	0.34	0.29	0.31	0.27	0.23	0.23	
1.00	0.56	0.52	0.54	0.52	0.50	0.43	0.40	0.35	0.37	0.33	0.28	0.28	
1.25	0.64	0.59	0.61	0.58	0.56	0.49	0.46	0.41	0.42	0.38	0.33	0.33	
1.50	0.70	0.63	0.66	0.63	0.61	0.54	0.50	0.46	0.46	0.42	0.36	0.36	
2.00	0.79	0.70	0.75	0.71	0.68	0.62	0.57	0.53	0.53	0.49	0.43	0.43	
2.50	0.85	0.75	0.80	0.76	0.72	0.67	0.62	0.58	0.57	0.54	0.47	0.47	
3.00	0.90	0.78	0.84	0.79	0.75	0.71	0.65	0.62	0.60	0.57	0.50	0.50	
4.00	0.95	0.83	0.90	0.84	0.79	0.75	0.70	0.67	0.64	0.62	0.54	0.54	
5.00	0.99	0.85	0.93	0.87	0.82	0.78	0.72	0.70	0.67	0.65	0.56	0.56	

Ceiling mounted

**UGR diagram**



**Luminance Table**

Plane Cone	0.0	15.0	30.0	45.0	60.0	75.0	90.0
45.0	23460	22364	21822	20861	20297	21398	23097
50.0	22821	21646	21070	20027	19401	20409	22069
55.0	22145	20860	20218	19149	18521	19371	20911
60.0	21399	19986	19257	18149	17499	18147	19500
65.0	20645	19090	18263	17031	16251	16748	17969
70.0	19926	18184	17214	15795	14801	15028	15930
75.0	19197	17275	16175	14430	13036	12893	13265
80.0	18490	16393	15178	12987	11012	10336	9766
85.0	17759	15515	14226	11580	8964	7479	5077
90.0	17962	15249	13631	10718	7678	5703	1273

(cd/m<sup>2</sup>)

s22100006a

2022-10-28