
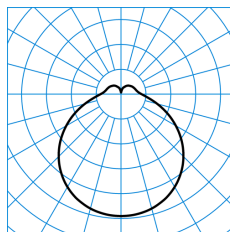
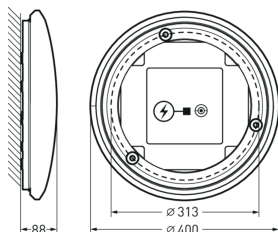


2340 G2 WD2 LED 22/16/ML-8MC ET

LED wall and ceiling luminaire

TOC: 7790340



Product description

Luminaire type

Round surface-mounted LED luminaire with polystyrene diffuser.

Applications

For entrance areas, corridors, stairways, lounges, hotels, restaurants and residential zones.

Mounting methods

For wall or ceiling mounting. Secure diffuser fixing with bayonet fixing mechanism.

Optical system

Round, opal diffuser, spherical construction. With Lambertian light intensity distribution.

LED system

Luminaire luminous flux adjustable in 3 steps. Luminaire luminous flux 800 lm - 2200 lm, connected load 7,00 W - 18,00 W, luminous efficiency of luminaire 114 lm/W - 122 lm/W. Light colour neutral white, correlated colour temperature (CCT) 4000 K, general colour rendering index (CRI) $R_a > 80$. Mean rated service life $L65(t_q 25^\circ\text{C}) = 50,000$ h. The light source is replaceable according to the ecodesign requirements (VO (EU) 2019/2020).

Luminaire body

Luminaire body of aluminium. Surface coated white (RAL 9016). Diameter of diffuser $\varnothing 400$ mm, luminaire height 88 mm. Permissible ambient temperature (t_a): $-20^\circ\text{C} - +25^\circ\text{C}$. Safety class (EN 61140): I, protection rating (DIN EN 60529): IP20, impact resistance level in accordance with IEC 62262: IK02, testing temperature of wire glow test in accordance with IEC 60695-2-11: 650°C . Weight: 0,9 kg.

Electrical version

With electronic transformer, switchable. The control gear unit is replaceable in accordance with the ecodesign requirements (VO (EU) 2019/2020). Control gear in multi-lumen version, luminous flux setting in factory default: {Reference (AttributeDefinition) not found: patt1579081070916625}. The luminaire complies with the fundamental requirements of applicable EU regulations and product safety legislation and bears the CE symbol. The luminaire is also ENEC-certified by an independent testing authority.

Product features and key data

Applications	Entrance areas Corridors Stairways Recreation rooms Hotels and restaurants Residential areas	
Luminaire type	Round surface-mounted LED luminaire with polystyrene diffuser.	
Mounting method	Surface-mounting	
Luminaire optic	Round, opal diffuser, spherical construction.	
LED-System	Luminous flux (level 1)	Luminous flux (level 2)
Connected load	14 W	20 W
Power factor	0,90	
Colour temperature	4.000 K	4.000 K
Rated luminous flux	1.600 lm	2.200 lm
Luminous efficacy	114 lm/W	110 lm/W
Interchangeability lightsource	Yes - interchangeable	
Service life	L65 (25 °C) = 50.000 h	
Colour rendering index	80	
Colour tolerance	5 SDCM	

Product features and key data

Photobiological class	Group 0 - no risk
Luminaire colour	RAL9016 Traffic white
Luminaire body	Luminaire body of aluminium.
Electrical version	With electronic transformer, switchable.
Wire diameter	1,50 mm ²
Connection method	Plug-in terminal
Mains frequency	50/60 Hz
Mains voltage	220 - 240 V
Total harmonic distortion < %	20 %
Ingress Protection (IP) rating	IP20
Protection class	I
Impact resistance (IK)	IK02
Hot wire resistance	650 °C
Ambient temperature	25 °C
Max. Luminaires B10	14
Max. Luminaires B16	22
Max. Luminaires C10	23
Max. Luminaires C16	38
Net height	88 mm
Outside diameter	400 mm
Weight	0,9 kg

For more sustainability in day-to-day business

New
packing



CO₂ OPTIMISED



NO PLASTIC



ONLY ONE MATERIAL



100% RECYCLABLE



www.trilux-twenty3.com/eco