



EAN code
PRI-52: 8595188136556

Technical parameters

PRI-52

Supply	
Supply terminals:	A1 - A2
Voltage range:	AC 230 V / 50 - 60 Hz
Tolerance of voltage range:	-15 %; +10 %
Burden (apparent):	max. 5 VA
Burden (loss):	max. 1.4 W

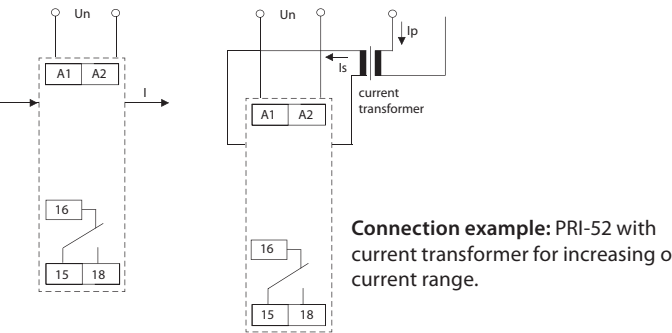
Measuring circuit:	
Current range:	AC 0.5 ... 25 A / 50 Hz
Maximal permanent current:	25 A
Inrush overload <1s:	100 A
Current adjustment:	potentiometer
Time delay:	adjustable 0.5 ... 10 s

Accuracy	
Setting accuracy (mech.):	10 %
Repeat accuracy:	< 1 %
Temperature dependance:	< 0.2 % / °C
Limit values tolerance:	10 %
Hysteresis:	0.25 A

Output	
Number of contacts:	1x changeover / SPDT (AgNi / Silver Alloy)
Current rating:	8 A / AC1
Switching power:	2000 VA / AC1, 240 W / DC
Output indication:	red LED

Other information	
Operating temperature:	-20 °C to 55 °C (-4 °F to 131 °F)
Storing temperature:	-30 °C to 70 °C (-22 °F to 158 °F)
Electrical strength:	4 kV (supply - output)
Operating position:	any
Mounting:	DIN rail EN 60715
Protection degree:	IP40 from front panel / IP10 terminals
Overvoltage category:	III.
Pollution level:	2
Max. cable size (mm²):	max. 2x 2.5, max. 1x 4 / with sleeve max. 1x 2.5, max. 2x 1.5 (AWG 12)
Dimensions:	90 x 17.6 x 64 mm (3.5" x 0.7" x 2.5")
Weight:	64 g (2.26 oz.)
Standards:	EN 60255-6, EN 61010-1

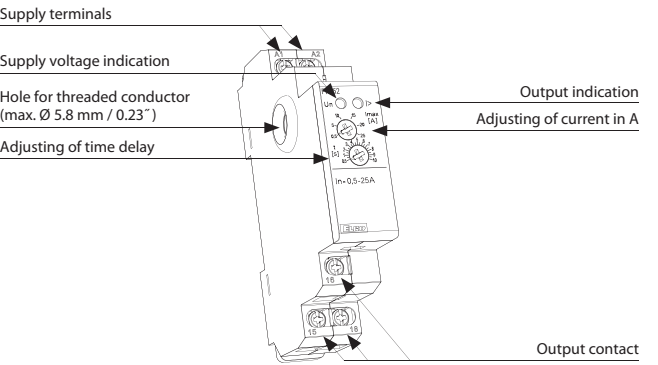
Connection



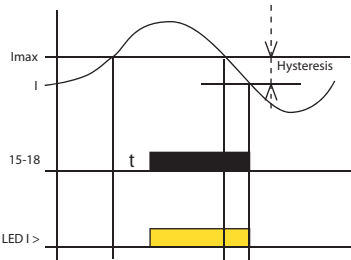
Connection example: PRI-52 with current transformer for increasing of current range.

- Relay is designated for:
 - distant device diagnostic (short circuit, take-off increasing)
 - preferred (priority) relay - two appliances (boiler and floor heating) operating on one phase, but never run together - prevention against current overload and circuit breaker tripping. Enables to save your main breaker expenses.
 - current tranzit indicator - informs about heating activation, ceramic hob, ventilator...
 - changing over of appliances according to inverter's (converter) output by photocell applications.
- NEW - hole for threaded conductor passes through the body of device.
- Part of device is current transformer, which monitors size of current in threaded conductor.
- Possible to use also for sensing of current up to 600 A from external current transformer.
- Slight setting (by potentiometer) of tripping current - range AC 0.5 - 25 A.
- Slight setting (by potentiometer) of delay – adjustable in range 0.5 - 10s.
- Supply voltage AC 230 V.
- Output contact 1x changeover / SPDT 8 A (AC1).
- 1-phase version, 1-MODULE, DIN rail mounting, clamp terminals.

Description



Functions



Monitoring relay PRI-52 serves for monitoring of current level in 1-phase AC circuits. Slight setting of release current level designates this relay for many various applications. Output relay is in normal status switched off. When set current level is overrun, relay get closed after preset delay. By return from error to normal status is used hysteresis.

PRI-52 range is possible to increase with external current transformer. Advantage of PRI-52 is that the hole for threaded conductor is located under the level of covering in the switchboard - thanks that, threaded conductor is not accessible for unwanted manipulation.

Symbol

